

Fund Objective

The Fund's primary objective is to maximize capital growth by achieving a positive return versus its benchmark while minimizing potential risks through investing in Saudi Joint stock companies that are compliant with Sharia criteria. In addition, the fund manager is allowed to invest a maximum of 30% of the fund's net assets value in the Real estate investment funds and maximum of 30% of the fund's net assets value in companies that are listed in Saudi "Nomu Parallel Market".

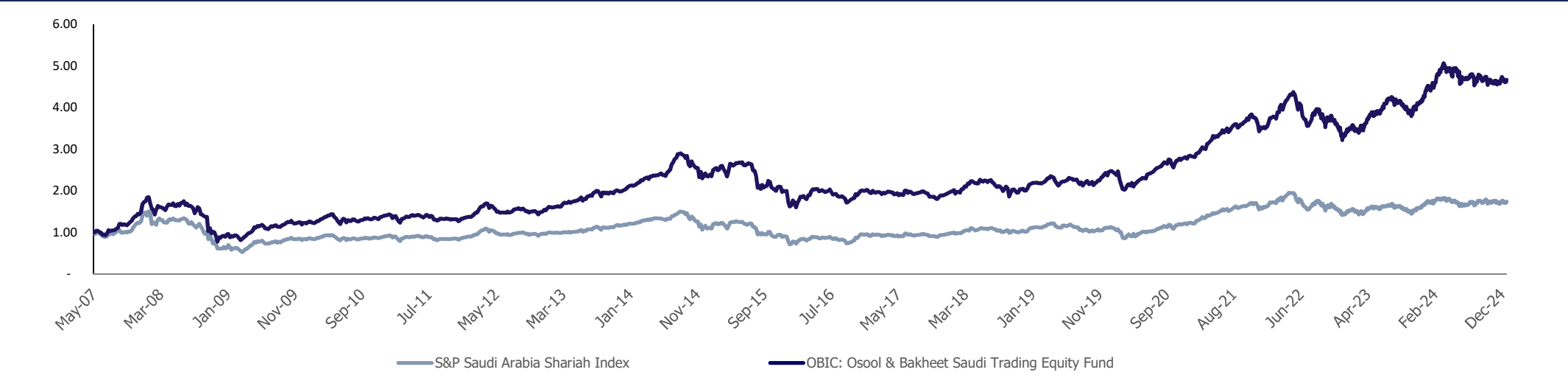
Fund Info	Value	%
Total Expense Ratio	195,541.13	0.94%
Leverage Ratio	NA	0.00%
Dealing Fees	13,476.00	0.07%
Fund Manager Investments	NA	0.00%
Dividends	NA	0.00%
Total Units	4.44 M	
Total Net Asset	20.71 M	
Ownership	Equity	Usufruct Rights
	100%	0%

Funds Facts	
Fund size (SAR)	20.71 M
Fund inception date	06/05/2007
Inception Unit Price (SAR)	1.00
Unit Price as the end of the Quarter (SAR)	4.67
Change in Unit price %	366.57%
Change in Unit price (Compared to previous Quarter)	-0.47%
Benchmark	S&P Saudi Arabia Shariah Index
Currency	SAR
Risk Profile	High
Fund Type	Open Ended

Performance			
	Fund	Benchmark	Alpha
1 Month	1.63%	2.77%	▼ (1.14%)
3 Month	-0.47%	-1.81%	▲ 1.34%
YTD	5.47%	1.16%	▲ 4.31%
1Year	5.47%	1.16%	▲ 4.31%
3 Years	32.53%	7.50%	▲ 25.03%
5 Years	92.27%	56.03%	▲ 36.24%

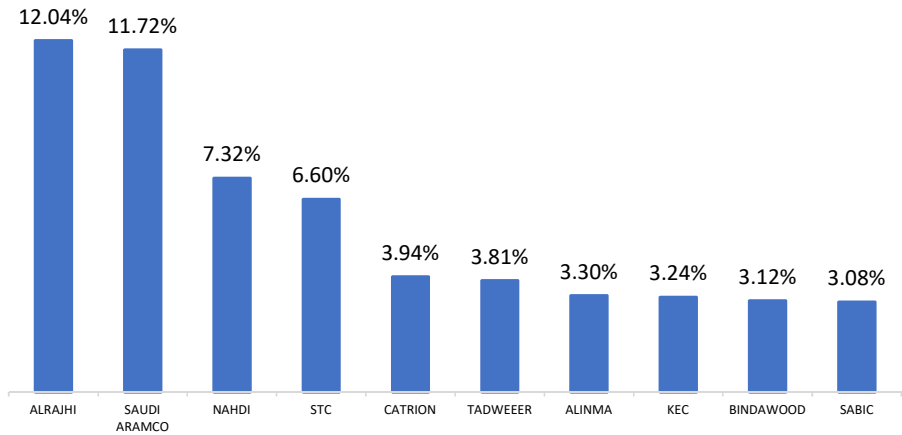
Fund Statistics					
	STDEV	Sharpe Indicator	Beta	Tracking Error	Information Ratio
1 Month	2.10%	-1.85	0.46	2.24%	-0.51
3 Month	4.40%	-1.33	0.60	3.46%	0.39
YTD	9.98%	-0.02	0.68	6.79%	0.64
1 Year	9.98%	-0.02	0.68	6.79%	0.64
3 Years	21.06%	1.30	0.79	10.63%	2.36
5 Years	31.45%	2.82	0.67	22.68%	1.60

Fund Performance



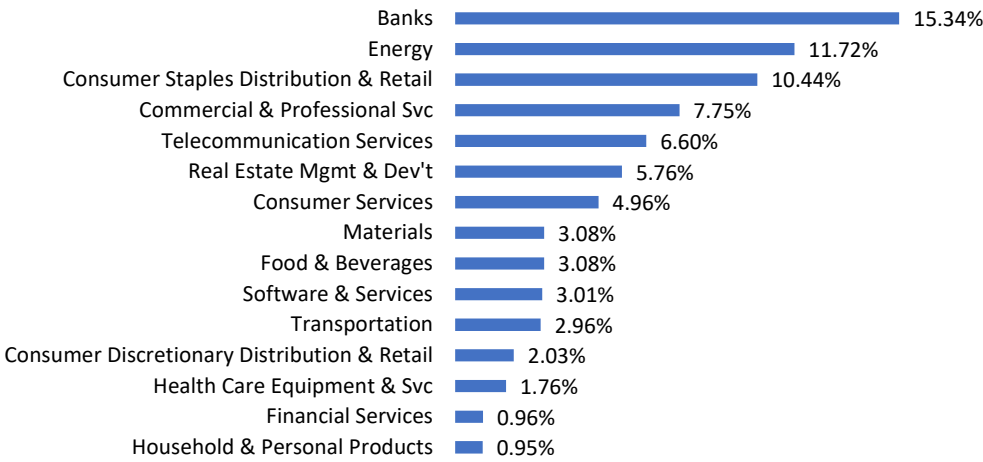
Top 10 Positions

As beginning of the period



Sector Exposure

As beginning of the period



P.O.Box 63762 Info@obic.com.sa www.obic.com.sa F. +966 11 419 1899 T. +966 11 419 1797 Saudi Arabia - Riyadh 11526
Listed Saudi Joint Stock Company, Paid up Capital SAR 81 Million, based in Riyadh CMA License 08126-07, CR:1010219805, RCC: 167366

Disclaimer: Osool & Bakheet Investment Company "OBIC" has made the best efforts to ensure that data collected hereby is true and accurate, even though, "OBIC" does not guarantee this information nor indemnify any unintentional error involved. The information mentioned here is not considered an advertisement for Osool & Bakheet products, nor does it offer an advice to buy, sell, or commit any investment actions. Investing in equities or any other investment instruments linked to equities, such as mutual funds, involves high volatility reflecting high degree of risk and therefore we recommend to always consult with a qualified financial advisor before investing in these instruments. In addition, we would like to note that the historical performance for any financial instruments or the benchmark does not reflect and could not be considered as a guide for the future performance, and OBIC does not guarantee that this performance will repeat or be the same in the future. To get the Terms and Conditions and see all the details related to Osool & Bakheet Investment company funds and products

An incorrect valuation of the Fund's units happened during the period from 17/12/2024 To 18/12/2024. The following is the total assets and the unit price after correction:

Date	Total Assets After Correction	Unit Price After Correction	Percentage of error in the unit price %	Date of publishing the incorrectValuation
17/12/2024	20,877,095.18	4.65092983	-0.7741	18/12/2024
18/12/2024	20,834,445.76	4.64291039	-0.7754	19/12/2024